

OUR FAVORITE
WAYS
TO STYLE
OUR 100%
rPET SCARF


GIFTING



Lay the scarf flat and place the bottle in the center



Tie two opposite ends together



Repeat with the other ends




Ready to gift!




TORRESELLA
WINES


TOTE BAG

1




Lay the scarf flat

2



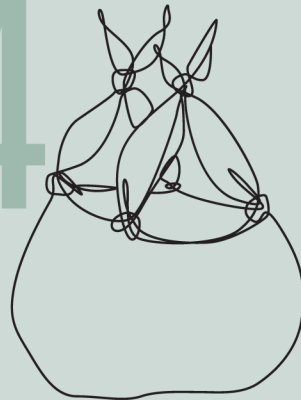
Tie one end in a knot

3



Tie the three remaining ends in a knot

4

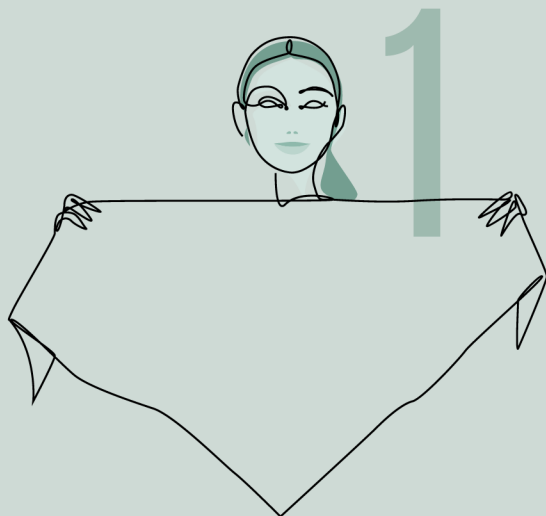


Tie all the ends together and take it on the go!



TORRESELLA
WINES

HEADSCARF



Fold to make a triangle



Place the long side of the scarf on your upper forehead




Tie the ends together and tuck the upper tip under the knot




TORRESELLA
WINES

BAG HANDLE

1




Fold the scarf until it is thin and flat

2

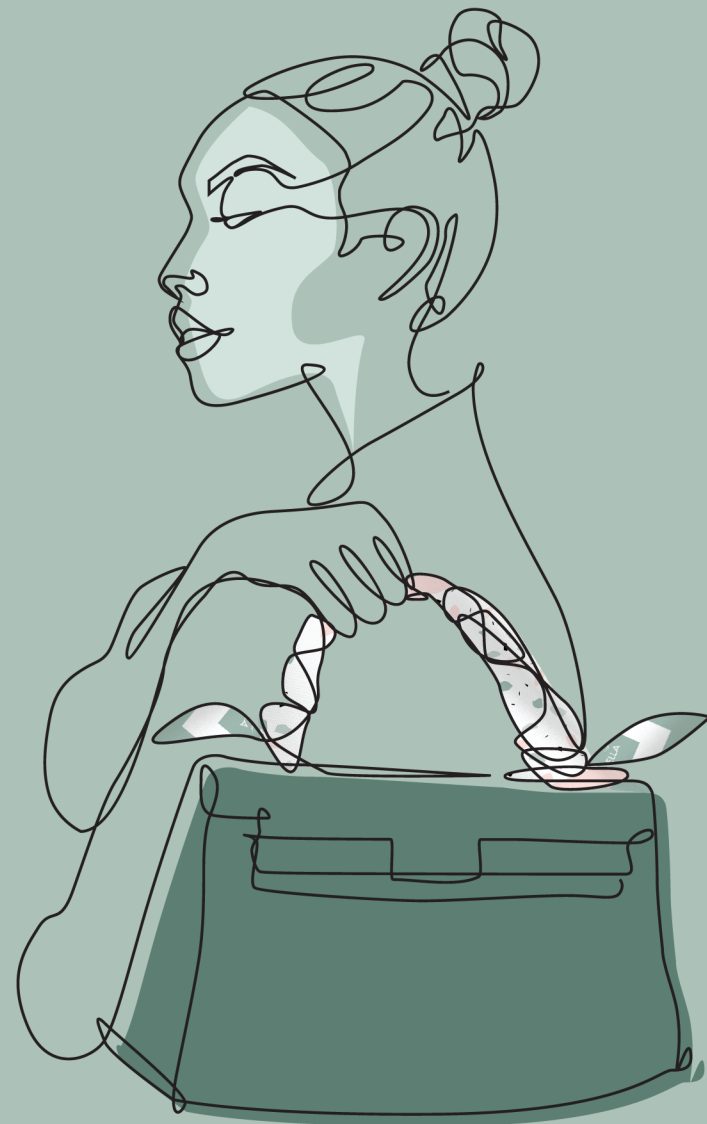


Tie one end in a knot and wrap the fabric around the handle


3



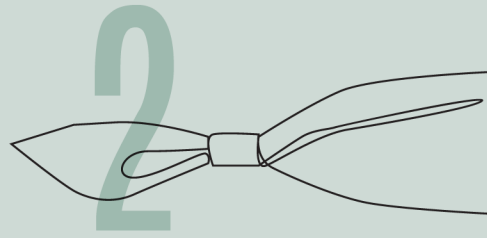
When finished, tie the remaining end in a knot



GAVROCHE (NECK SCARF)




1 Flatten the scarf and lay your favorite ring beside it



2 Insert one end of the scarf into the ring



3 Wrap the scarf around your neck and insert the other end into the ring



4 Pull both ends of the scarf through the ring to suit your style

