

OUR FAVORITE  
WAYS  
TO STYLE  
OUR 100%  
rPET SCARF

  @TORRESELLAWINE

DRINK RESPONSIBLY. Imported by SM USA Inc., Miami Beach, FL.

  
TORRESELLA  
WINES


# GIFTING



Lay the scarf flat and place the bottle in the center



Tie two opposite ends together



Repeat with the other ends




Ready to gift!



TORRESELLA  
WINES


# TOTE BAG

1




Lay the scarf flat

2



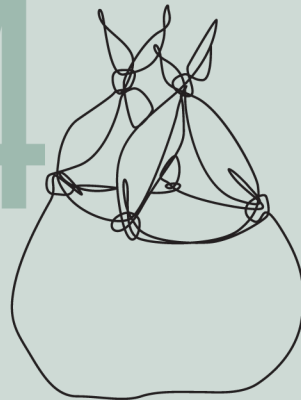
Tie one end in a knot

3



Tie the three remaining ends in a knot

4

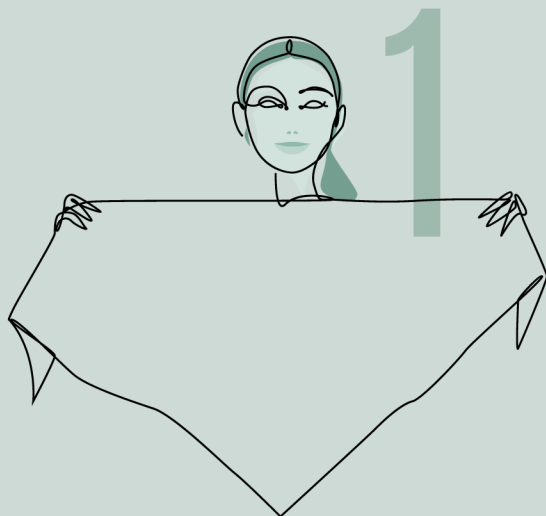


Tie all the ends together and take it on the go!



TORRESELLA  
WINES

# HEADSCARF



Fold to make a triangle



Place the long side of the scarf on your upper forehead



Tie the ends together and tuck the upper tip under the knot



  
TORRESELLA  
WINES

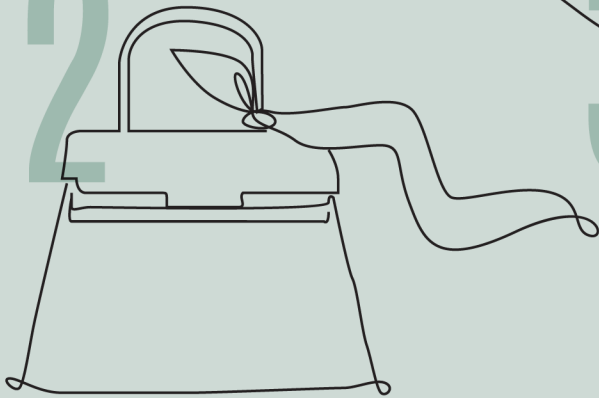
# BAG HANDLE

1



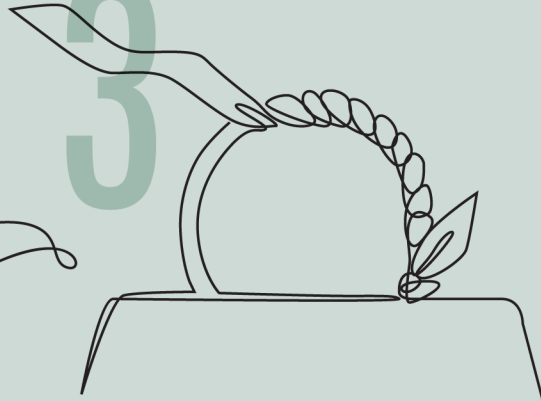
Fold the scarf until it is thin and flat

2



Tie one end in a knot and wrap the fabric around the handle


3



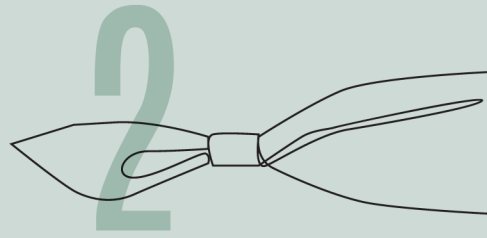
When finished, tie the remaining end in a knot



# GAVROCHE (NECK SCARF)




Flatten the scarf and lay your favorite ring beside it



Insert one end of the scarf into the ring



Wrap the scarf around your neck and insert the other end into the ring



Pull both ends of the scarf through the ring to suit your style

